

DS-2CD2935FWD-IS 3 MP Network Fisheye Camera



The Hikvision DS-2CD2935FWD-IS offers a full 180 degree horizontal or vertical view in a compact package. Ceiling mounting or wall mounting for flexible installation options. The 30 ft (8 m) IR range provides well lit images in low light conditions.

Video analysis includes intrusion detection and line crossing detection.

Available Models: DS-2CD2935FWD-IS

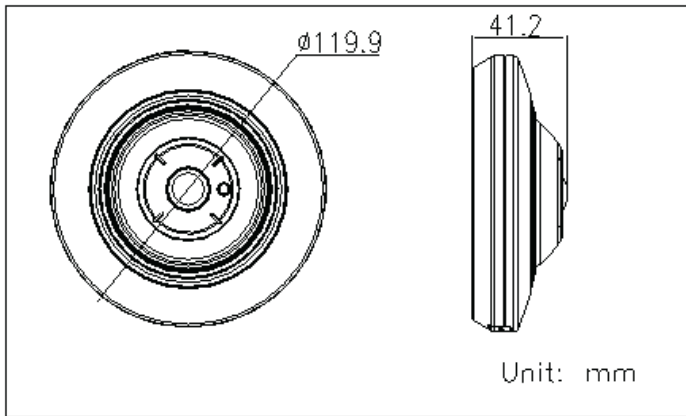
- Up to 3 MP High Resolution
- Full 2048 × 1536 @ 30 fps
- H.265+, H.265, H.264+, H.264
- 14 Display Modes
- Field of View: Horizontal 180°, Vertical 180°
- 120 dB Wide Dynamic Range
- 3D Digital Noise Reduction
- 12 VDC and PoE (802.3af)
- EXIR 2.0 30 ft (8 m) IR range
- MicroSD Card Slot Supports up to 128 GB
- Audio and Alarm Inputs and Outputs











Specifications

DS-2CD2935FWD-IS	
Camera	
Image Sensor	1/2.8" progressive scan CMOS
Minimum Illumination	Color: 0.016 lux @ (f/2.2, AGC on), 0 lux with IR on
Shutter Speed	1/3 s to 1/100,000 s, supports slow shutter
Lens	1.16 mm @ f/2.2, horizontal field of view: 180°, vertical field of view: 180°
Lens Mount	M12
Day/Night	IR cut filter with auto switch
DNR	3D DNR
Wide Dynamic Range	120 dB
Compression Standard	
Video Compression	Main stream: H.265+/H.265/H.264+/H.264; sub stream: H.265+/H.265/H.264+/H.264/MJPEG Third stream: H.265+/H.265/H.264+/H.264
H.264 Type	Main profile/high profile
H.264+	Supported
H.265 Type	Main profile
H.265+	Supported
Video Bit Rate	32 Kbps to 16 Mbps
Audio Compression	G.711/G.722.1/G.726/MP2L2
Audio Bit Rate	64 Kbps [G.711]/16 Kbps [G.722.1]/16 Kbps [G.726]/32–128 Kbps [MP2L2]
Image	
Maximum Image Resolution	2048 x 1536
Main Stream, Maximum Frame Rate	30 fps (2048 x 1536, 1600 x 1200, 1280 x 960)
Sub Stream, Maximum Frame Rate	30 fps (352 x 240, 704 x 576)
Image Settings	Saturation, brightness, contrast, and sharpness are adjustable via client software or Web browser
Image Enhancement	WDR/3D DNR/backlight compensation/defog
Day/Night Switch	Auto/schedule/triggered by alarm in
Region of Interest	1 fixed region for each stream supported
Lens Distortion Correction	Supported
Target Cropping	Supported
Live View Display	
Mount Type	Supports table, wall, and ceiling mounting
Display Mode	Supports 14 display modes in total (including display modes of different mount types): Fisheye View, 180 Panorama View, 4PTZ, Fisheye + 3PTZ, 360 Panorama View, 360 Panorama + PTZ, 360 Panorama + 3PTZ, 360 Panorama + 6PTZ, 360 Panorama + 8PTZ, 2PTZ, Fisheye + 8PTZ, Panorama View, Panorama + 3PTZ, Panorama + 8PTZ
Audio	
Environment Noise Filtering	Supported
Audio I/O	Supported
Sampling Rate	Maximum 48 kHz
Network	
Network Storage	NAS (supports NFS, SMB/CIFS)
Alarm Trigger	Video tampering alarm, HDD full, HDD error, network disconnected, IP address conflicted, illegal login
Detection	Motion detection, dynamic analysis, intrusion detection, line crossing detection
Protocols	TCP/IP, ICMP, HTTP, HTTPS, FTP, DHCP, DNS, DDNS, RTP, RTSP, RTCP, PPPoE, NTP, UPnP, SMTP, SNMP, IGMP, 802.1x, QoS, IPv6, Bonjour user authentication, watermark, IP address filtering, anonymous access
Standards	ONVIF (PROFILE S, PROFILE G), PSIA, CGI, ISAPI
General Function	One-key reset, anti-flicker, password protection, privacy mask, IP address filtering, heartbeat, watermark
Interface	
Communication Interface	1 RJ-45 10M/100M Ethernet port
Audio	1 audio input (line in), 1 audio output interface
Alarm	1 alarm input, 1 alarm output (24 VDC, 1 A or 110 VAC, 500 mA, maximum)
Onboard Storage	Built-in microSD/SDHC/SDXC slot, up to 128 GB
General	
Operating Conditions	-14° to 104° F [-10° to 40° C], humidity 95% or less (non-condensing)
Power Supply	12 VDC, 0.4 A, maximum 5 W; PoE (802.3af, 36 to 57 V), 0.2 to 0.1 A, maximum 6.5 W
IR Range	Up to 30 ft (8 m)
Dimensions	Ø4.72" x 1.62" (Ø119.9 mm x 41.2 mm)
Weight	1.32 lbs (600 g)

Dimensions



Accessories (Not Included)

NOT INCLUDED							
							
AB-FE2 Angled Base	WM-C Wall Mount	PM Pole Mount	CM Corner Mount	CBS Conduit Base	ABS Angled Base	PP1 Pendant Mount Extendable	PP2 Pendant Mount 8"

Box Contents (Subject to Change without Notice)

Quick Start Guide
Screws