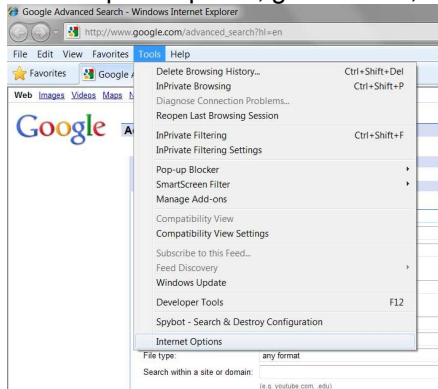


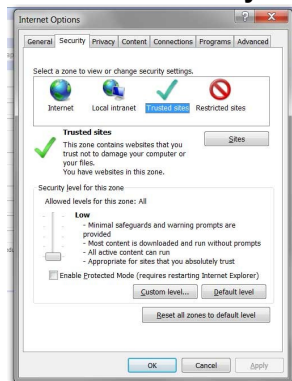
Title:	Internet Explorer: ActiveX Control Not Registered				
Date:	9/17/2010	Version:	1.0	Pages	2
Product:	HIKvision IP Cameras, DVR's and NVR's				
Action Required:	Add address as Trusted Site				

When trying to connect to a HIKvision DVR using Internet Explorer, you may get the message, "ActiveX control not registered". Here's what to do:

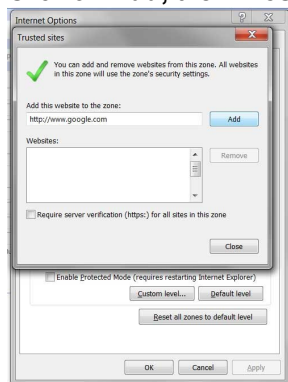
- At the top of Explorer, go to **Tools**, then **Internet Options**,



- Click on the **Security** tab



- Click on **Trusted Sites**, then **Sites**
- Click on **Add**, then **Close**



- Then make sure trusted Sites is still selected, then click on **Custom Level**

Title:	Internet Explorer: ActiveX Control Not Registered				
Date:	9/17/2010	Version:	1.0	Pages	2
Product:	HIKvision IP Cameras, DVR's and NVR's				
Action Required:	Add address as Trusted Site				

- Set to **Low**



- Click **OK**
- Close and Restart Explorer

You should now be able to connect to the DVR's Login page.